



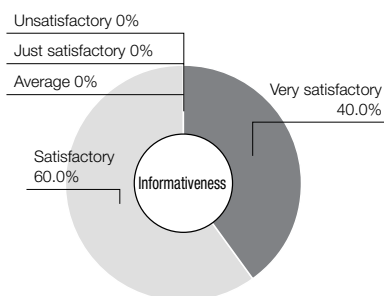
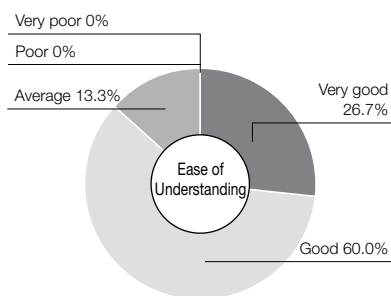
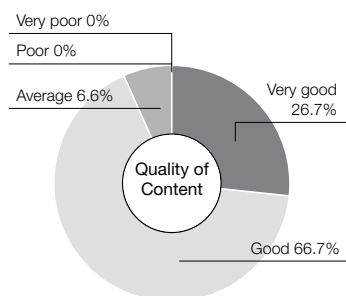
# Results of the Environmental and Social Report 2006 Questionnaire

Many readers returned the questionnaire that was included with the Environmental and Social Report 2006. Listed below in order of frequency of responses are several comments and suggestions and the related actions taken in this year's report.

## 1. Contents of the Environmental and Social Report 2006 Questionnaire

- Q1) What did you think of this report?
- Q2) What articles in this report interested or impressed you? (multiple choice)
- Q3) Having read this report, how do you evaluate TOK's activities?
- Q4) How did you learn about this report?
- Q5) In what capacity did you read this report?
- Q6) Any comments or suggestions.

## 2. Results of the Environmental and Social Report 2006 Questionnaire



### Points most appreciated about the 2006 report

- The report gave me a good understanding of how the entire TOK organization is dedicated to environmental conservation, and how TOK is contributing to society through its environmental programs.
- I understand TOK's environmental activities and policies based on ISO 14001 certification. I was particularly impressed with how TOK is using the zero emissions drive and other initiatives to act now to deal with future environmental problems.
- The report left me with a strong impression of the benefits that TOK is producing through a company-wide dedication to protecting the environment. This includes developing environmentally friendly products, improving existing products, reusing more materials as resources, and taking other actions.
- I was impressed with how hard TOK works at making information available to the public.
- TOK is doing an outstanding job of maintaining good relationships with communities.
- TOK seems to have the control over most of the important items.

### Items requiring improvements and TOK's response in the 2007 report

- I was least interested in sections on the environmental impact of business activities and the relationship with shareholders and investors.  
⇒ Since the amount of information that needs to be made public is increasing, we used photos, graphs and other visual aids to present information that we believe is important to readers.
- The large volume of text and information on each page made the report difficult to read.  
⇒ We held the number of words to a suitable level and used fonts and layouts to make the report easier to read.

**We will continue to use the opinions and suggestions of the public to improve our environmental and social activities in order to even better fulfill our responsibilities.**